




IMPORTANT INFORMATION

Failure to follow these instructions will slow the processing of your job.

- 1. Do not modify the document size of this file.** Your canvas size should be 450 x 320mm to match this document.
- 2. Do not move the position of the box template**
- 3. Create your artwork and extend it out to the bleed area.**
- 4. Remove the template layer including the template lines or cover them up entirely.** Leaving the template layer on or visible is not required for us to verify everything is correct. *Only send what you want printed.*
- 5. Save this file as a PDF (with no crop marks).**

KEY

-  BLEED AREA
-  FINISHED SIZE
-  FOLD

